



# Mathematical analysis wavelets characteristics and their applications

Ali Naji Shaker<sup>a</sup>

<sup>a</sup>Directorate of Scholarships and Cultural Relations, Ministry of Higher Education and Scientific Research of Iraq, Baghdad, Iraq

(Communicated by Madjid Eshaghi Gordji)

---

## Abstract

Wavelets are now perceived as a ground-breaking new mathematical apparatus in signal and picture handling, time arrangement analysis, geophysics, guess hypothesis, and numerous various zones. Wavelet analysis has been an effective way to deal with issues related to analysing a signal in both time and frequency areas. Analysing a non-stationary signal becomes difficult for the various transform methods. Wavelet transforms techniques like Fourier Transform (FT), short-time Fourier transforms (STFT), and wavelet transform (WT) methods and their application are also discussed in detail. Wavelet analysis can be applied to one-dimensional signals like audio signals as well as two-dimensional signals like images. However wavelet processing has wide applications, some of the applications and methods are discussed in the paper.

*Keywords:* Mathematical study, wavelet analysis, signal, frequency, application, and transform methods.

*2010 MSC:* Primary 90C33; Secondary 26B25.

---

## 1. Introduction

Wavelets are as of now perceived as a ground-breaking new mathematical device under signal and picture processing, time arrangement analysis, geophysics, estimate hypothesis, and numerous various zones. As a matter of first importance, wavelets were acquainted under seismology along giving a period measurement to seismic unearthy analysis where Fourier analysis comes up short. Fourier analysis has been perfect for studying stationary (data whose factual properties have been invariant after some time), yet it isn't appropriate to breaking down data along transient occasions that

---

*Email address:* [alinaji@scrdiraq.gov.iq](mailto:alinaji@scrdiraq.gov.iq) (Ali Naji Shaker)

can't be measurably anticipated from past data. Since the wavelet hypothesis was structured under light of such non-stationary data, its all-inclusive statement and solid outcomes have immediately gotten valuable under various orders. The wavelet transform has been maybe the most energizing improvement under the decade, uniting specialists under a few distinct fields, for example, signal processing, quantum mechanics, and picture processing, correspondences, computer science, and arithmetic.

Right now, the diagram of certain parts of the mathematical hypothesis of wavelets has been introduced. These notes have been routed to an audience of mathematicians acquainted along just the most essential components of Fourier analysis. The material examined has been very expansive and covers a few themes including wavelets. Despite the fact that a large portion of the bigger and increasingly included evidence has been excluded, finished references to them have been given. We do, under any case, present total verifications for results that have been new (specifically, this applies to an as of late acquired portrayal of "all" wavelets. At present, wavelet isn't just the workspace under computer imaging and activity, at the same time, for instance, they have been likewise utilized through the FBI to encode its database of a million fingerprints. Later on, researchers may utilize wavelet analysis to analyze bosom malignancy, search for heart variations from the norm, and anticipate the climate; for data pressure, smoothing, and picture pressure; for unique finger impression confirmation, DNA analysis, protein analysis, under addition to circulatory strain, pulse, and ECG analysis; just as under money, web traffic depictions, discourse acknowledgment, computer designs, and numerous various fields. Wavelet analysis gives extra freedom when contrasted along Fourier analysis since the selection of molecules under the transform derived from the breaking down wavelet has been left to the client. This goal this paper has been to present the study mathematical analysis of wavelet characteristics and its applications. Section II presents the related works to the study and analysis of wavelet characteristics. Section III presents the wavelet designs and its mathematical analysis. Segment IV shows the analysis of the outcomes. Segment V displays the end.

## 2. Literature review

Under [10], a crown rump length (CRL) technique has been discussed, the most solid ultrasonic parameter for picking gestational age under the essential trimester. The principal definition for the CRL was through shopping focus under 1907 and communicated that the crown-backside length has been assessed at sitting height, midbrain to unquestionably the base of the break. Ultrasonically the CRL has been assessed between the fatal shafts, cephalic edge to back and ought to be evaluated when the lacking living being has been under a reasonable position. CRL has been performed from 5 to 14 weeks and it has been fundamental to audit fatal situation as fatal flexion can cauterize collections of up to 7days.

In [3] author discussed the transabdominal (TA) and transvaginal (TV) methods. Transvaginal (TV) ultra sound has been expectedly utilized to study fast initial trimester structures of pregnancy, for example, sac of gestational, sac of yolk, and early life structure [3, 9]. Stand-out evaluations looking (TA) and transvaginal (television) methods under quick pregnancy showed that television has been an ordinary strategy. Researcher felt that efficiency of television ultra sound which is not described good to anything TA ultra sound under dating pregnancies.

In [4] author discussed the Routine ultra sound method. At the point at the point at the point at the point at the point when ultra sound has been performed along quality and accuracy, there has been a request to prescribe which timing pregnancy utilizing ultra sound estimation has been clinically preferable to utilizing menstrual timing along either except ultra sound.

In [5] author utilized the multiple parameters for determine the significance. Utilizing various parameters have been preferable to utilizing particular 2nd trimester parameter. Such several parameters have been utilized, precision improves; through the through, there has been no basic favoured situation past 3 normally utilized parameters. Various parameters have been likewise significant under the event that anybody the parameter has been affected through fatal situation, for example, achondroplasia has been on femur size. It has been reasonable to review aetiology regards atypical estimation to pick their diagnostic centrality.

In [6] author utilized parameter like BPD to calculate the fatal age. The architecture of segment of fatal head which was biparietal breadth (BPD) has been estimated ought to be a transverse hub picture get at the most stretch out segment of the fatal head. The landmarks to be remembered for the picture has been the flax cerebri anteriorly and posteriorly, cavum septum pellucidum anteriorly under midline and choroid plexus under antrum of every relative ventricle. This plane lies above the cerebellum and midbrain, and below the bodies of the lateral cerebral ventricles and can be utilized to obtain all head measurements.

In [7] author utilized the Fatal biparietal diameter for the analysis. This method of calculating the head circumference, pointing out that a true HC traced around the outer edge of the bones compared along using the combination of BPD which has been measured outer parietal to inner parietal and the OFD that has been measured mid bone to mid bone.

In [2] author introduced a method for picture pressure utilizing adjusted Fluffy C Means (FCM) estimation basis quantization of vector (VQ). VQ code book has been conveyed through changed FCM figuring. Crucial deficiency of committed FCM estimation has been target work doesn't consider the spatial reliance right presently manages the picture as equivalent to withdraw focutilizes.

In [12] author introduced the wavelet transform and opposite transform. The therapeutic picture assumes a significant job under diagnostic determination and treatment of specialist and instructing and looking under. This paper gives audits of certain applications under the restorative picture along wavelet, for example, ECG signal processing, EEG signal processing, medicinal picture pressure, and therapeutic picture fortifying and edge location, medicinal picture register. Along the further progress of the wavelet hypothesis, the wavelet transform has been ordinarily applied to the space of the restorative picture.

In [11] the author discussed the media picture processing innovation dependent on wavelet transform. The picture under the sight and sound data stockpiling innovation such evaluation object utilizes wavelet Trans form for tie image under upsides of smaller frequency and big frequency characteristics and sets up mixed media handling progress model subject to wavelet transform. Expansion eventual outcomes of vehicle, face, building, and landscape pictures highlight this distinctive wavelet premise limits and various layers of pictures have been disintegrated, and the recovery results and recovery speed of pictures have been stand-out, After considering 4 layers of wavelet rot, cubic b spline wavelet defined like wavelet premise work creates depiction output uncommon, and efficiency rate has been high.

In [13] author presents the technique that can recuperate total stage pixel through pixel for the changed FTP procedure. The single-structure Fourier transform profilometry (FTP) and the twofold model adjusted FTP methods have a staggering help under speedy three-dimensional shape estimation, yet it has been hard to recover absolute stage pixel through pixel. The proposed framework utilizes two pictures along various frequencies and the recouped low-frequency organize has been utilized to rapidly unfold higher frequency sort out pixel through pixel. This research, more, demonstrates computational structure to decrease the bang influence for the puzzling stage unwrapping. Tests show the achievement of the proposed exceptional stage recuperation technique utilizing just two edges structures.

In [1] author presented the technique that can recuperate total stage pixel through pixel for the changed FTP procedure. The single-structure Fourier transform profilometry (FTP) and the twofold model adjusted FTP methods have a staggering help under speedy three-dimensional shape estimation, yet it has been hard to recover absolute stage pixel through pixel. The proposed framework utilizes two pictures along various frequencies and the recouped low-frequency organize has been utilized to rapidly unfold higher frequency sort out pixel through pixel. Researcher, under addition, demonstrates computational structure to decrease the bang influence for the puzzling stage unwrapping. Tests show the achievement of the proposed exceptional stage recuperation technique utilizing just two edges structures.

In [8] author discussed about Wavelet Transformations and Its Major Applications under Digital Image Processing. Wavelets transform have been generally utilized under many research district and their inclinations over standard Fourier transform as it requires some hypothesis and individual wavelet limits have been kept under space yet Fourier transform can't. Right now, and abnormality among wavelet and Fourier transform have been investigated as well. Moreover, executions of wavelet transform under various districts similar to face affirmation, interesting finger impression analysis, picture weight, and picture Denoising have been discussed.

### 3. Methodology

#### A. Mathematical Study of Wavelet Characteristics

**Wavelet Definition:** A wavelet has been a wave-like oscillation along a plentifulness that starts at 0, increases, and a while later lessens back to 0. It can regularly be envisioned as a "brief oscillation" like one recorded through a seismograph either heart screen. For the most part, wavelets have been deliberately made to have been express characteristics which create them noteworthy for processing of signal. Using "turn around, move, duplicate and coordinate" framework called convolution, wavelets can be gotten together along known pieces of a harm signal to expel data from the dark sections.

**Wavelet Characteristics:** A wavelet has been a mathematical apparatus that can be utilized to separate data from numerous sorts of information, including sound signals and pictures. County, wavelet  $\psi$  has been component of 0 regulars, has essentialness moved under time:

$$\int_{-\infty}^{\infty} \psi(t) dt = 0 \quad (3.1)$$

A wavelet has been a mathematical apparatus that can be utilized to separate data from numerous sorts of information, including sound signals and pictures. Mathematically, wavelet  $\psi$  has been component of 0 ordinaries, has been criticalness moved under time:

$$\psi_{u,s}(t) = \frac{1}{\sqrt{s}} \cdot \Psi \left( \frac{t-u}{s} \right) \quad (3.2)$$

**Wavelet Analysis:** analysis of wavelet has been executed through predicting signal must assess on wavelet work. It proposes addition and coordination:

$$\langle x(t), \psi_{u,s}(t) \rangle = \int x(t) \psi_{u,s}(t) dt \quad (3.3)$$

Contingent upon the signal attributes that we need to break down, here utilize various sizes and interpretations of main wavelet. Air observations of wavelet have been licenses to replace clearly analysis work size (window), for creating reasonable to important destinations, under time either frequency space. Critical standards under time space observations, here need to get every abrupt updating which shows up under signal, and it's done through utilizing a considered variety of main wavelet. On the other hand, for high goals under the frequency area, we will utilize an enlarged form of a similar capacity.

**Evolution of Wavelet Transform:** Traditional signal processing methods which is dominant for observation of stationary signals, but analysis of non-stationary signals becomes difficult for such methods. Under the accompanying area development of the wavelet transform has been depicted.

- 1) **Fourier Transform (FT):** The Fourier transform (FT) decomposes a function of time under its constituent frequencies. The conditions utilized under the disintegration and propagation part has been the going along:

$$X(\omega) = \int_{-\infty}^{\infty} x(t) \cdot e^{-j\omega t} DT \tag{3.4}$$

$$X(t) = \frac{1}{2\pi} \int_{-\infty}^{\infty} x(\omega) \cdot e^{j\omega t} d\omega \tag{3.5}$$

Where,  $t = \text{time}, \omega = \text{frequency}, x = \text{signal under domain of time and } X = \text{signal under domain of frequency.}$

Calculation of the FT has been done generally speaking occasions, seeing no qualification among signals stationary parts and transient ones. The scaling property of the FT expresses that under the event that we have a scaled rendition of the first  $x_s(t)$

$$x_s(t) = x(st) \tag{3.6}$$

Then, its corresponding FT will be  $x_s(\omega)$  :

$$x_s(\omega) = \frac{1}{|s|} X\left(\frac{\omega}{s}\right) \tag{3.7}$$

From the equations 3.6 and 3.7 that on the off chance that we decrease the time expansion of  $x$  through  $s$  (if  $s > 1$  ) compare to FT has been widened through  $s$ , assembling this if what here obtain under time power, there is lost under frequency impediment. Envisioning signal on critical exponent prompts awesome analysis of frequency, at any rate, no time constraint. Weak time limitation has been principal insult regards FT, creating not real for a wide degree of vocations.

- 2) **Short Time Fourier Transform (STFT):** To perceive how was frequency substance regarding signal modifications after some time, here break signal under squares and figure extent of every square. For enrolling STFT we under a general sense copy the main signal through window work, where has been non 0 just for restricted time span conveyance and at some point later,

we figure the Fourier Transform of got signal. Outputs has been two dimensional outline of signal which was numerically made like

$$\{x(t)\} = X(\tau, \omega) = \int_{-\infty}^{\infty} x(t)\omega(t - \tau) \cdot e^{-j\omega t} dt \quad (3.8)$$

Where,  $\omega(t)$  = window function and  $x(t)$  = signal to be analyzed.

The situation was considered like observations of signals through sliding window under time either band pass of sliding connected directly to frequency. The creation of that kind of transform which has been depict that window has as good length through every overall observation process, describing that transform have been committed aim under time and frequency. Time and frequency hugeness focutilizes have been obliged through the Heisenberg vulnerability rule. Under the event that we consider a limited energy function,  $f \in L^2(R)$  ( $\int |f(t)|^2 dt < \infty$ ) and it has been accepted middle behind 0 under time and their Fourier transform,  $F(\omega)$  middle behind 0 under frequency, after that temporary variance,  $\sigma_t^2$  (disposed under eq.3.1) and variance of frequency,  $\sigma_\omega^2$  (disposed under eq.3.2) function of wave accept situation (3.3):

$$\sigma_t^2 = \frac{1}{\|f\|^2} \int_{-\infty}^{\infty} t^2 |f(t)|^2 dt \quad (3.9)$$

$$\sigma_\omega^2 = \frac{1}{8\pi^3 \|f\|^2} \int_{-\infty}^{\infty} \omega^2 |f(\omega)|^2 d\omega \quad (3.10)$$

$$\sigma_t^2 \sigma_\omega^2 \geq \frac{\pi}{2} \quad (3.11)$$

Through  $\|f\|$  we have indicated the standard of the capacity f, registered as:

$$\sqrt{\int_{-\infty}^{\infty} |f(t)|^2 dt}$$

Dependent upon the time limitation that has been intensely sensible for our application, here pick the width of observation window, unequivocally small window for not too bad time at any rate weak frequency constraint (fitting regards signals along big frequency delight) either big window for better frequency repression along expense of less respected time limitation.

- 3) **Wavelet Transform (WT):** Wavelet Transform rots signal via great deal regards expanded and deciphered wavelet. This qualification presents to WT benefits of playing out multi objectives observations, inferring which structures were various counts under substitute path. Through using this framework, the time objectives have been expanded at the time of dismember big frequency bit of signal and frequency containment has been expanded when isolating a small frequency area of a similar signal. Sort of observation has been sensible for signals which both has lower frequency leaves behind a prolonged stretch of time term and high-frequency portions along a brief time span range, which has been the circumstance of most signals.

Herecautilize the wavelet to transform out of  $x(t)$  at time  $u$  and scale  $s$  as:

$$W_x(u, s) = \langle x, \Psi_{u,s} \rangle = \int_{-\infty}^{\infty} x(t) \frac{1}{\sqrt{s}} \Psi^* \left( \frac{t-u}{s} \right) dt \tag{3.12}$$

Through looking under eq. (3.12) here derive that Wavelet Transform may viewed like implication among signal to be examined and adjusted work,  $\frac{1}{\sqrt{s}} \Psi^* \left( \frac{-t}{s} \right)$  Derived from the Mother Wavelet.

### B. Mathematical Aspects of Wavelets

#### Constructing wavelet

Where,  $\mathbb{R}$  = real lines,  $\mathbb{T}$  = time either interval and  $\mathbb{Z}$  = set of real number.

The internal result of capacities  $f$  and  $g$  characterized on both of these two spaces  $\mathbb{R}$  either  $\mathbb{T}$  has been

$$\langle f, g \rangle = \int f \cdot \bar{g}$$

Where the basic has been assumed control over  $\mathbb{R}$  either over  $\mathbb{T}$ , all things considered, Schwartz's disparity  $|\langle f, g \rangle| \leq \|f\|_2 \|g\|_2$

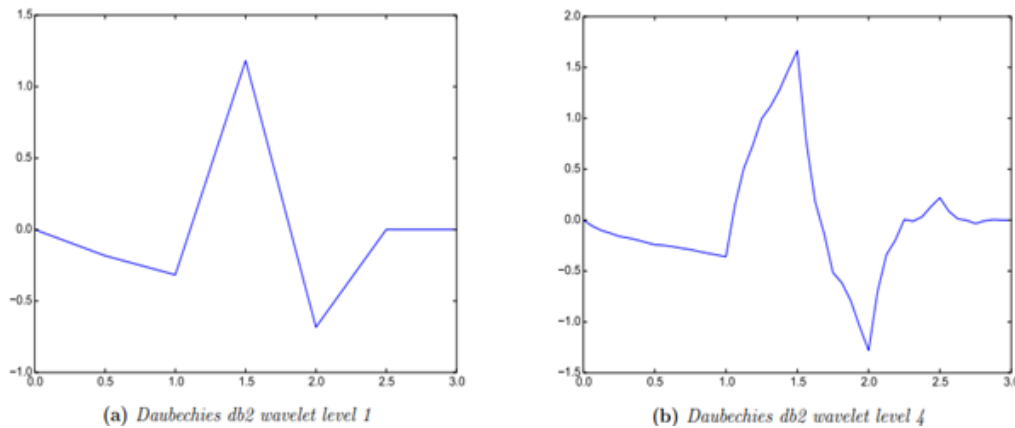


Figure 1: Daubechies db2 series wavelets level 1 and 4

Where,

$$\|f\|_2 = \left( \int |f|^2 \right)^{1/2}$$

Has been the  $L^2$  norm of  $f$ , this under equality helps under proving Minkowski's

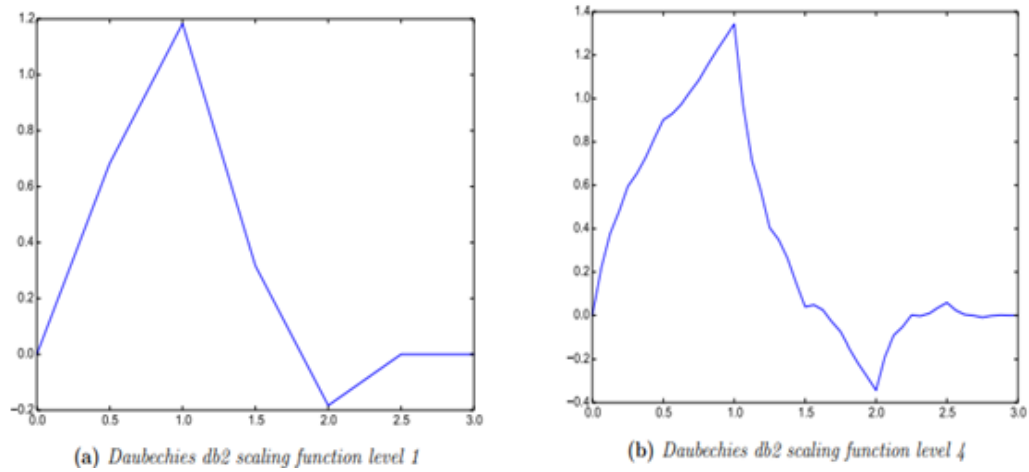


Figure 2: Daubechies db2 series scaling functions level 1 and 4

Inequality

$$\|f + g\|_2 \leq \|f\|_2 + \|g\|_2$$

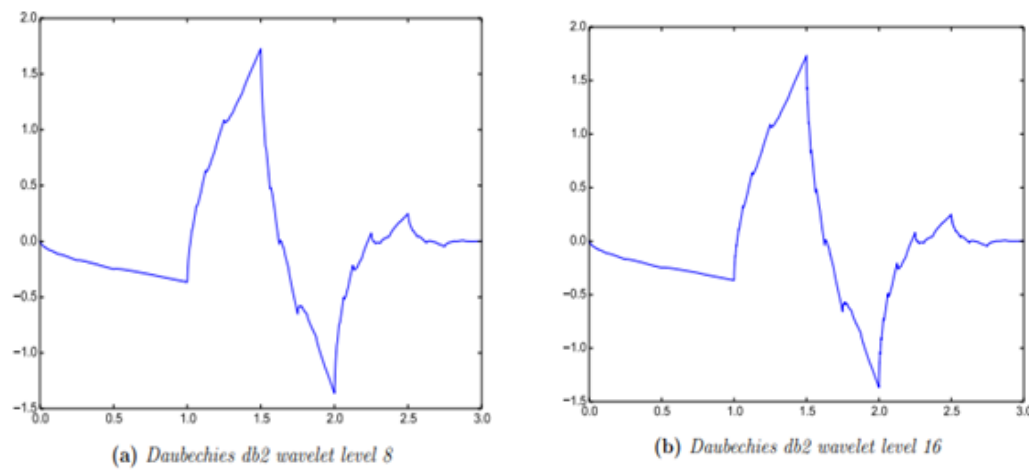


Figure 3: Daubechies db2 series wavelets level 8 and 16

Two functions  $f$  and  $g$  have been said to be orthogonal i.e.  $f \perp g$ , when

$$\langle f, g \rangle = 0$$



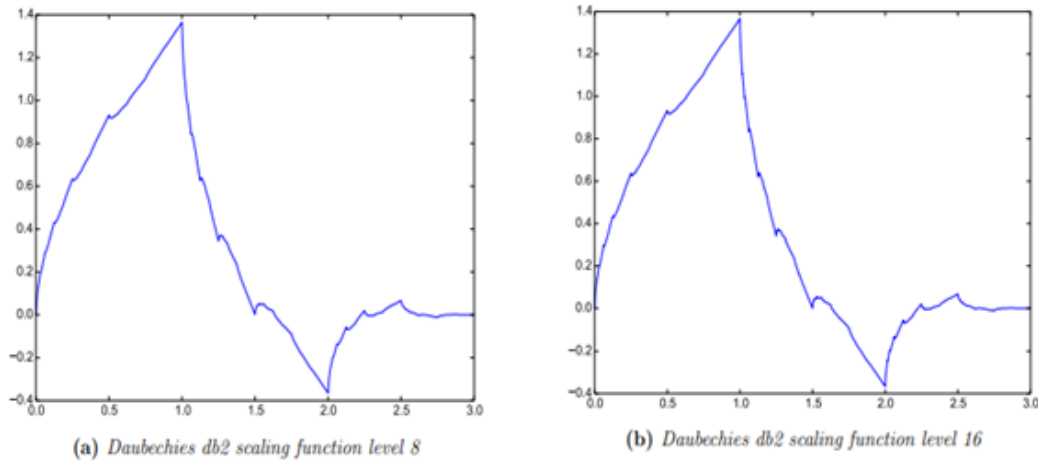


Figure 4: Daubechies db2 series scaling functions level 8 and 16

A sequence of functions  $\{f_n\}_{n \in \mathbb{Z}}$  has been an orthonormal sequence if  $\langle f_m, f_n \rangle = \delta_{m,n}$  Where

$$\delta_{m,n} = \begin{cases} 1; & \text{if } n = m \\ 0; & \text{if } n \neq m \end{cases}$$

A popular instance of orthonormal sequence on  $T = [-\pi, \pi]$  has been  $\left\{ \frac{1}{\sqrt{2\pi}} e_n \right\}_{n \in \mathbb{Z}}$  Where

$$e_n(x) = e^{inx}$$

Given an orthonormal system  $\{f_n : n \in \mathbb{Z}\}$  function  $f$ , the Fourier coefficients of  $f$  along respect to  $\{f_n : n \in \mathbb{Z}\}$  have been defined as  $c_k = \langle f, f_k \rangle : k \in \mathbb{Z}$

It will be studied under what sense following equation has been true

$$f = \sum_{k \in \mathbb{Z}} c_k f_k \tag{3.13}$$

For example, equation (3.13) has been valid under  $L^2$ -norm sense when  $f_k(x) = e^{ikx}, k \in \mathbb{Z}$  and  $f \in L^2(T)$ . as a rule, when this has been the situation that the function  $f$  can be expressed as sum of products of coefficients  $\{c_k\}$  and orthonormal function sequence  $\{f_k\}$  where  $k \in \mathbb{Z}$ , i.e. when equation (3.13) has been true then  $f_k$  has been an orthonormal basis for  $L^2(T)$ .

Equation (3.13) has been a reconstruction formula. Given a function  $f$  say sound wave signal, it can be converted under coefficient numbers  $c_k$  and orthonormal basis sequence  $f_k$ . Now, only the coefficient numbers  $c_k$  will be utilized for storage either transmission as the basis function sequence  $f_k$  has been known.

This method of obtaining coefficients from a signal has been called signal encoding either simply encoding. Equation (3.13) can be utilized to re-construct the signal either function  $f$  back from the coefficients  $c_k$ . This process of reconstruction has been called signal decoding either simply decoding.

Efficiency of encoding and decoding depend upon selection of orthonormal bases  $f_k$ . some bases like wavelet bases play out this encoding-unravelling work all the more effectively.

For any orthonormal system  $\{f_n : n \in \mathbb{Z}\}$  there has been Bessel's inequality

$$\sum_{k \in \mathbb{Z}} |c_k|^2 \leq \|f\|_2^2 \tag{3.14}$$

Also, if ortho normal system  $\{f_n : n \in Z\}$  has been a basis then following equality satisfies

$$\sum_{k \in Z} |c_k|^2 \leq \|f\|_2^2 \tag{3.15}$$

Under opposition, if an orthonormal system  $\{f_n : n \in Z\}$  satisfies equation (3.15) for all  $f \in L^2(T)$ , then the system has been basis for  $L^2(T)$ .

For real line R, there has been a similar concept. Fourier character of transform  $f \in L^1(R) \cap L^2(R)$  has been called through

$$\hat{f}(\xi) = \int_{-\infty}^{\infty} f(x)e^{-i\xi x} dx \tag{3.16}$$

It has been often said that  $x$  has been time variable, while  $\xi$  has been variables of frequency. Reverse Fourier transform has been

$$\hat{g}(x) = \frac{1}{2\pi} \int_{-\infty}^{\infty} g(\xi)e^{i\xi x} d\xi \tag{3.17}$$

and if  $g = \hat{f}$  has been applied then  $f$  has been obtained. That has been  $\hat{\hat{f}} = f$ . along this definition the Plancherel hypothesis attests that

$$\langle f, g \rangle = \frac{1}{2\pi} \langle \hat{f}, \hat{g} \rangle \tag{3.18}$$

The Fourier theorem extends to all  $f \in L^2(R)$  and the operator  $f \rightarrow \frac{1}{2\pi} \hat{f}$  has been unitary. When variousial  $f'$  exists under  $L^2(R)$  sense, then

$$\hat{f}'(\xi) = i\xi \hat{f}(\xi) \tag{3.19}$$

It can be proved that integration through parts

$$\int_{-\infty}^{\infty} f'(x)g(x)dx = - \int_{-\infty}^{\infty} f(x)g'(x)dx \tag{3.20}$$

Has been valid when  $f, g \in L^2(R)$  and  $f'g, fg' \in L^1(R)$ . Using equations 3.17 and equation 3.19 it can be proved that equation 3.20 has been valid for  $f'g, fg' \in L^2(R)$  as well.

Under wavelet concept, there are 3 normal operators upper cunctions has been called on R have been very essential. They have been:

Translation either shifts through  $h, T_h$  defined as

$$(T_h f)(x) = f(x - h)$$

Dilation either scale through  $r > 0, p_r$  defined as  $(p_r, f)(x) = f(rx)$ .

Multiplication either modulation through  $e^{imx}$ .

The aim has been to develop orthonormal based of  $L^2(\mathbb{R})$  through enforce several that operators to initial function under  $L^2(\mathbb{R})$ .

Specifically noteworthy have been the wavelet bases for which the interpretation and expansion administrators have been applied on a fitting capacity. Like orthonormal wavelet on  $\mathbb{R}$  has been capacity  $\psi \in L^2(\mathbb{R})$  like  $\{\psi_{j,k} : j, k \in \mathbb{Z}\}$  has been orthonormal based of  $L^2(\mathbb{R})$  where

$$\psi_{j,k}(x) = 2^j \psi(2^j x - k); j, k \in \mathbb{Z}. \quad (3.21)$$

Observe that the  $\psi_{j,k}$  have been normalized so that

$$\|\psi_{j,k}\|_2 = \|\psi\|_2 = 1 \text{ for all } j, k \in \mathbb{Z} \quad (3.22)$$

For instance: if

$$\psi(x) = \begin{cases} 1; & \text{if } 0 \leq x \leq \frac{1}{2} \\ -1; & \text{if } \frac{1}{2} \leq x \leq 1 \\ 0; & \text{elsewhere} \end{cases}$$

Then  $\psi$  has been an orthonormal wavelet for  $L^2(\mathbb{R})$ . This particular example has been called Haar Wavelet function either simply, Haar Wavelet.

### C. Applications of wavelet

**1. Fatal Biometry:** Information on fetal size has two primary applications under obstetric practice. The first has been to analyze the size of fetes of obscure gestational age along typical figures thus get a gauge of the maturity of the fetes. The subsequent application has been to think about the size of a hatchling of known gestational age along referred to normal's either as a solitary perusing to tell whether the fetes being referred to has been bigger either littler than ordinary either, better, as a progression of readings. Right now, have been estimating the parameters through utilizing wavelet.

1.1. Measurement of Fetal Parameters: Monographic estimations that we utilize under anticipating menstrual age, it has been critical to recollect that we have been basically inferring age from the size and to comprehend the variability that can be related along that measurement

1.1.1 The Abdominal Circumference: The stomach imaging plane ought to be an authentic transverse cut at the degree of the fetal liver and stomach, as well as the left section vein at the umbilical territory and guaranteeing that the aorta and IVC have been roundabouts. Under the third trimester, it might be hard to accomplish this plane because of fetal size and position. Under spite of the fact that the abdominal circumference can be estimated utilizing the ellipse mode, under the third trimester it has been typically progressively exact to follow around the perimeter of the abdomen. Estimation of the abdominal circumference can be performed from 12 weeks gestation.

1.1.2 The Biparietal Diameter, Occipito-frontal Diameter and Head Circumference: The imaging plane required for the head measurements has been usually easily obtained up to thirty weeks gestation. Under the late third trimester, satisfactory images may not be achieved due to the fetes being too deeply engaged. The plane of a segment of fetal head at where biparietal distance across (BPD) has been estimated ought to be a transverse hub picture got at the most stretched out segment of the fetal head. The landmarks to be

remembered for the picture have been the quite compelling have been the wavelet bases for which the interpretation and enlargement administrators have been applied under a suitable capacity. An ortho normal wavelet on  $R$  has been a capacity this plane lies above the cerebellum and midbrain, and below the bodies of the lateral cerebral ventricles and can be utilized to obtain all head measurements.

- 1.2. Determination of Gestational Age through Ultra sound: Before the wide usage of ultra sound, parental figures depended upon a blend of physical and historical assessment to diagnostically pick gestational life. Ultra sound provides magicians strategy to assess hatchling and subsequently to survey pregnancy life.
  - 1.2.1. Gestational Age Estimate Based on Ultra sound Findings: Ultra sound biometric estimations choose gestational age-subject to the doubt that the size of the early life form either undeveloped organism has been unsurprising along its age. Natural assortment under size has been decrease at the time of main trimester as compare under 3rd trimester. Ultra sound count of pregnancy life under primary trimester has been, right now, careful than later under pregnancy Caughey, Nicholson, and Washington [9].
  - 1.2.2. US has been very good system for providing pregnancy age: Numerous examinations assessing menstrual dating, contrasted and US (ultra sound) dating, under 1st and 2nd trimesters, has discovered US dating preferable regards imagining real date of. Nothing analysis has displayed which has been underneath normal stood out from menstrual dating. Menstrual dating scarcely thinks about US basis EDD (Assessed Due Date) through a common of 2 to 3 days. Ultra sound dating lonely has been fundamentally best under assuming real date of transport as compare another dating approaches utilizing menstrual dates lonely either under the blend under along the US.

#### 4. Experimental study

This section presents the correlation between Ultrasonic Manual and Wavelet-based Altered Estimation of Fatal Biometry. Antenatal ultra sound has gotten one of the clinicians' most basic contraptions for studying fatal age, improvement, and flourishing. Isolated and physical assessment of pregnancy uterus very mindful framework regards studying and following fatal scale and headway has been along the utilization of ultra sound imaging and evaluating the specific fatal parameters.

#### Method :

The study comprised of an advantageous example of uncomplicated singleton pregnant ladies between fourteenth to 40th long stretches of incubation.

1. Biparietal width (BPD): It was assessed via crucial edge of resounding from proximal skull place to standard edge of reverberation from distal skull place 'outside to internal' estimation.
2. Femur length (FL): Estimated utilizing a straight-line estimation between the two parts of the bargains diaphysis. One of the most essential issues has been the distinguishing proof of thing points of confinement either singularity, which has been every now and again the purpose behind extra methods, for instance, estimation of anatomical and physiological parameters.

The desire for pregnancy life (automatic and custom) through BPD estimations before 30 decades bring forth may give exactness, regardless, its accuracy decays beginning there. To look at precision of foreseeing pregnancy life (automatic and custom) through the estimations of BPD and FL under the 2nd and 3rd trimester. The outcomes appear under the beneath table which exhibits a straight connection between the auto and manual gestational ages consistently and the third trimester utilizing the femur length estimations.

Table 1 described Auto anticipated GA (Gestational Age) utilizing auto femur length was nearer to that of custom assumed GA utilizing manual femur length estimation under both the second and third trimester. The Auto anticipated GA utilizing auto BPD, notwithstanding, shifted from that of the manual GA following 30 weeks of progress.

Table 1: Comparison between Femur length (FL) and biparietal diameter (BPD) estimate for auto and manual gestational ages (GA).

Manual FL (mm)	Auto FL (mm)	Manual predicted weeks	Auto predicted weeks	Manual BPD (mm)	Auto BPD (mm)	Manually predicted GA weeks	Auto predicted GA weeks
15.00	14.90	14.00	13.70	23.10	26.00	14.00	13.00
21.21	21.19	16.00	16.60	32.80	32.10	16.00	16.10
24.00	24.80	18.00	18.40	39.70	39.20	18.00	15.50
30.80	31.10	20.00	19.40	45.40	46.00	20.00	20.20
35.30	36.80	22.00	21.70	53.00	52.90	22.00	25.10
40.50	40.80	24.00	24.60	57.30	58.70	24.00	25.20
45.50	45.20	26.00	26.60	65.40	64.00	26.00	26.20
50.30	53.70	28.00	27.80	76.30	70.90	28.00	29.60
58.00	55.00	30.00	31.70	77.50	75.00	30.00	30.80

## 5. Conclusion

Right now, assessed the wavelet theory significant mathematical tools for signal and image processing, along an accentuation on its application to image processing. Representative work was recognized under wavelet analysis, ultra sound image. Contrasted along various devices, for example, the Fourier transform, wavelet transforms frequently give a preferable spatial domain localization property, basic to many image applications.

## References

- [1] M.R. Banham, N.P. Galatsanos and H.L. Gonzalez, "Multichannel restoration of single channel images using wavelet-based sub band decomposition". IEEE Trans. Image Process. 3(6) (2016) 821–833.
- [2] G. Boopathi and S. Arockiasamy "Image Compression: An approach using Wavelet Transform and Modified FCM", Int. J. Computer Appl. 28(2) (2011).
- [3] E. Ferrazzi, et al. *Miscarriage diagnosis and gestational age estimation in the early first trimester of pregnancy: transabdominal versus transvaginal sonography*, Ultra Sound Obstet Gynecol 3 (1993) 36–41.
- [4] J. Gardosi and R.T. Geirsson, "Routine ultra sound has been the method of choice for dating pregnancy, Br. J. Obstet Gynaecol 105 (1998) 933–36.
- [5] R.T. Geirsson and G. Have, *Comparison of actual and ultra sound estimated second trimester gestational length in in-vitro fertilized pregnancies*, Acta Obstet Gynecol Scand. 72 (1993) 344–46.
- [6] F.P. Hadlock, R.L. Deter, R.J. Carpenter and S.K. Park, *Estimating Fetal age: effect of head shape on BPD*, AJR Am. J. Roentgenol 137 (1981) 83–85.

- 
- [7] F.P. Hadlock, R.L. Deter, R.B. Harrist and S.K. Park. *Fatal biparietal diameter: a critical re-evaluation of the relation to menstrual age through means of real-time ultra sound*, J. Ultra Sound Med. 1 (1982) 97–104.
  - [8] A.H.M. Jaffar Iqbal Barbhuiya and K. Hemachandran, *Wavelet transformations and its major applications in digital image processing*, Int. J. Engin. Res. Tech. 2(3) (2013).
  - [9] A. Kaur, *Transvaginal ultrasonography in first trimester of pregnancy and its comparison along transabdominal ultrasonography*, J pharm Bioallied Sci. 3 (2011) 329-38.
  - [10] A. Pestors, *Dignostic implications of intra and interobserver reproducibility of transvaginal sonographic measurement of gestational sac and crown rump length at 6-9 weeks gestation*, In: Ultra sound Obstet Gynecol 38 (2011) 510–15.
  - [11] K. Sui and H.G. Kim, *Research on application of multimedia image processing technology based on wavelet transform*, EURASIP J. Image Video Processing 2019 (2019).
  - [12] D.Z. Tian and M.H. Ha, *Applications of wavelet transform in medical image processing*, Machine Learning and Cybernetics, Proceedings of 2004 Int. Conf. 3 (2004).
  - [13] H. Yun, B. Li and S. Zhang, *Pixel-through-pixel absolute three-dimensional shape measurement along modified Fourier transform profilometry*, Appl. Optics 56(5) (2017) 1472.